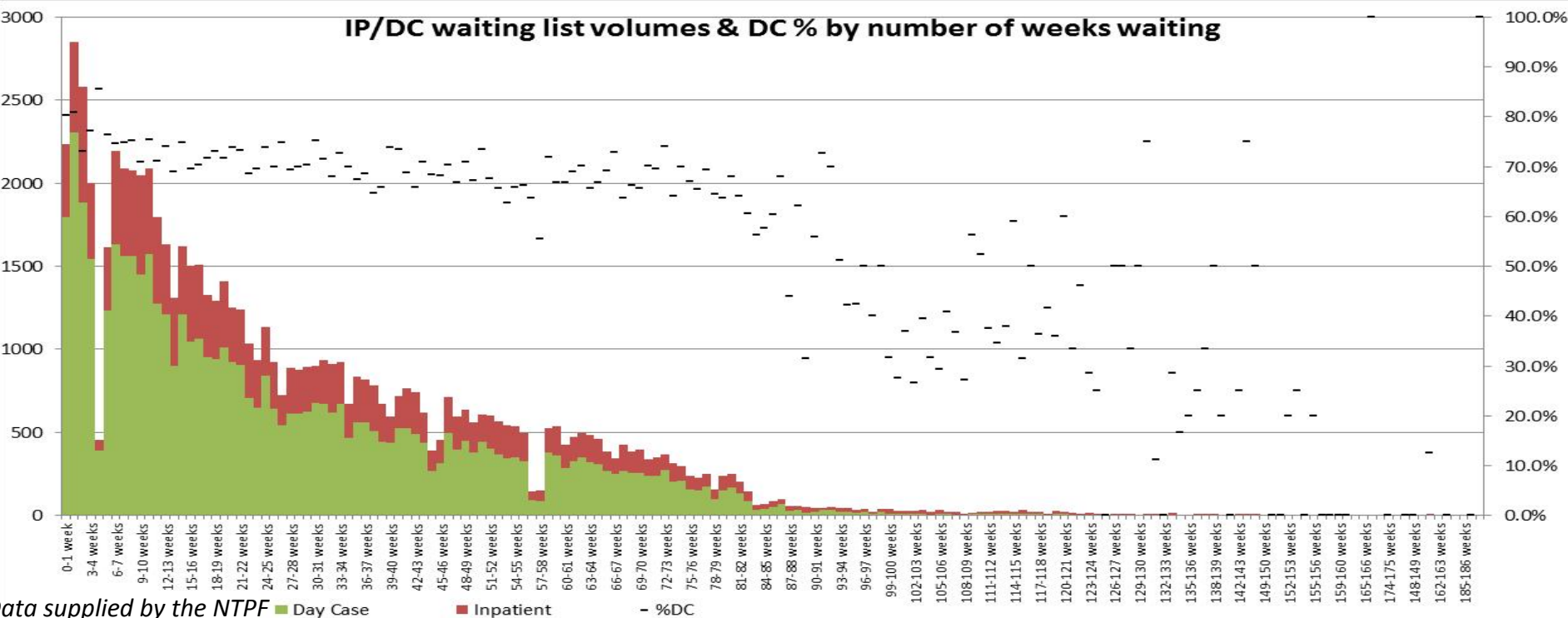
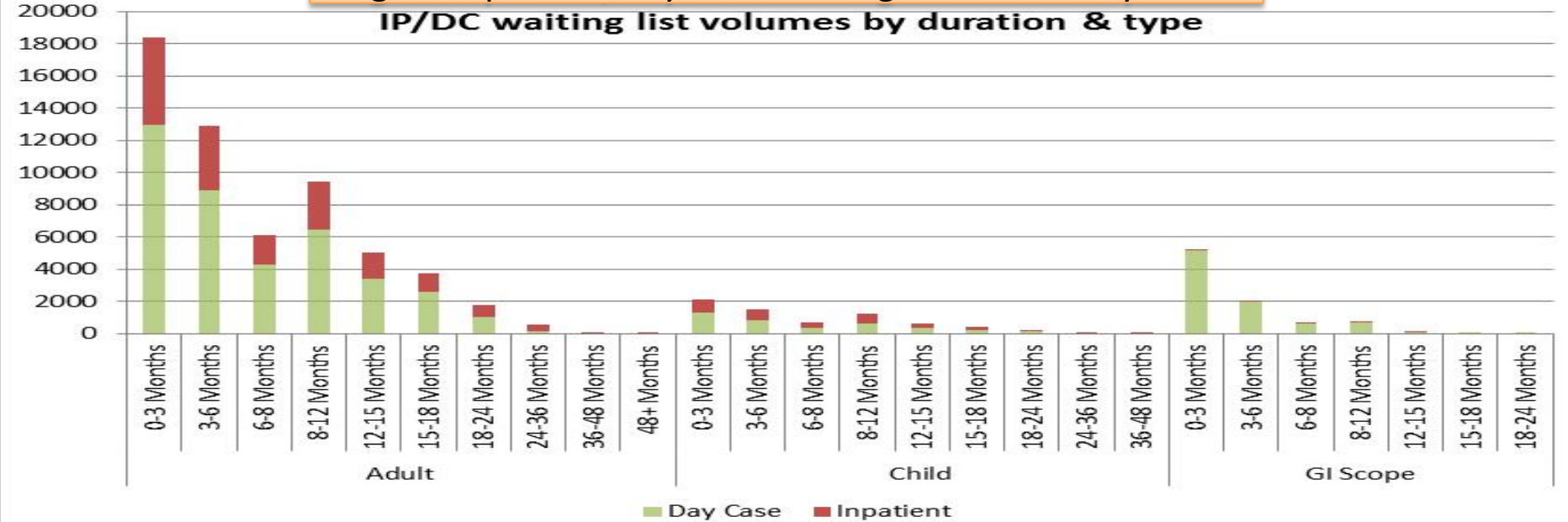


# Surgical Inpatient/Day Case waiting list 31 January 2017



Data supplied by the NTPF

# Surgical CompStat KPI's summary for model 4 & 3 hospitals – December 2016 (note end of Feb report)

| Hospital Oct'16   | Over All status | Average Length of stay |        |      | % Day of Surgery Admit |        |      | % Acute ReAdmit |        |      | % Day Case Lap Chole |             |          |      |
|-------------------|-----------------|------------------------|--------|------|------------------------|--------|------|-----------------|--------|------|----------------------|-------------|----------|------|
|                   |                 | 12mth Avg              | Target | Stat | 12mth Avg              | Target | Stat | 12mth Avg       | Target | Stat | 12mth Avg            | %# LapChole | Target % | Stat |
| AMNCH             | √               | 5.9                    | 5.6    | !    | 80.6                   | 78.5   | √    | 2.5             | 3.0    | √    | 62.2                 | 148         | 60       | √    |
| Beaumont          | X               | 6.7                    | 6.1    | !    | 58.1                   | 63.6   | !    | 2.2             | 3.0    | √    | 5.7                  | 35          | 60       | X    |
| CUH               | X               | 8.1                    | 6.2    | X    | 64.4                   | 71.3   | !    | 3.5             | 3.0    | X    | 32.3                 | 62          | 60       | X    |
| Galway University | X               | 6.1                    | 5.1    | X    | 48.3                   | 58.7   | X    | 2               | 3.0    | √    | 35.9                 | 64          | 60       | X    |
| LimerickRegional  | X               | 5.1                    | 4.4    | X    | 80.4                   | 75.0   | √    | 2.7             | 3.0    | √    | 30                   | 40          | 60       | X    |
| Mater             | !               | 8.1                    | 8.2    | √    | 75.3                   | 82.0   | !    | 2.3             | 3.0    | √    | 28.6                 | 77          | 60       | X    |
| St Vincents       | !               | 8                      | 6.7    | X    | 80.6                   | 80.8   | !    | 2.1             | 3.0    | √    | 64.5                 | 76          | 60       | √    |
| St James          | X               | 10.4                   | 9.1    | X    | 26                     | 36.5   | X    | 3.2             | 3.0    | !    | 58.5                 | 65          | 60       | !    |
| Waterford Reg     | !               | 5                      | 5.0    | !    | 84.8                   | 85.0   | !    | 2               | 3.0    | √    | 58.3                 | 72          | 60       | !    |
| Connolly          | X               | 6.1                    | 5.0    | X    | 77.6                   | 81.4   | !    | 1.9             | 3.0    | √    | 56.3                 | 144         | 60       | !    |
| Kerry             | !               | 4.2                    | 3.3    | X    | 63.6                   | 65.4   | !    | 1.7             | 3.0    | √    | 70.2                 | 124         | 60       | √    |
| Letterkenny       | X               | 4                      | 3.6    | X    | 70.3                   | 74.0   | !    | 3.2             | 3.0    | !    | 27.8                 | 97          | 60       | X    |
| Lourdes Drog      | X               | 5                      | 5.4    | √    | 52.3                   | 59.2   | X    | 4.5             | 3.0    | X    | 0                    | 31          | 60       | X    |
| Mayo              | X               | 5.2                    | 4.6    | X    | 80.1                   | 82.7   | !    | 1.7             | 3.0    | √    | 0.5                  | 214         | 60       | X    |
| Sligo             | !               | 3.3                    | 3.3    | !    | 87.7                   | 85.0   | √    | 2               | 3.0    | √    | 21.2                 | 118         | 60       | X    |
| Tullamore         | X               | 4.5                    | 3.9    | X    | 91                     | 85.0   | √    | 3.2             | 3.0    | !    | 57.3                 | 124         | 60       | !    |
| Cavan             | √               | 2.8                    | 2.9    | √    | 76.2                   | 79.8   | !    | 1.5             | 3.0    | √    | 67.6                 | 145         | 60       | √    |
| Kilkenny          | !               | 4.2                    | 4.8    | √    | 83.3                   | 84.1   | !    | 3.5             | 3.0    | X    | 76.9                 | 121         | 60       | √    |
| Mercy             | !               | 5.5                    | 5.3    | !    | 88.5                   | 85.0   | √    | 2.2             | 3.0    | √    | 43                   | 207         | 60       | X    |
| Mullingar         | X               | 3.8                    | 3.4    | X    | 90.3                   | 85.0   | √    | 3.7             | 3.0    | X    | 67.5                 | 163         | 60       | √    |
| Naas              | √               | 5.2                    | 4.9    | !    | 85.9                   | 85.0   | √    | 2.5             | 3.0    | √    | 56.5                 | 168         | 60       | !    |
| Navan             | √               | 2.7                    | 2.7    | √    | 89                     | 85.0   | √    | 0.2             | 3.0    | √    | 88.3                 | 94          | 60       | √    |
| Portiuncula       | !               | 3.7                    | 3.8    | √    | 71.2                   | 74.6   | !    | 2.3             | 3.0    | √    | 37.1                 | 89          | 60       | X    |
| Portlaoise        | X               | 3.4                    | 3.1    | !    | 80.4                   | 85.0   | !    | 2.7             | 3.0    | √    | 3.6                  | 83          | 60       | X    |
| South Tipperary   | X               | 3.4                    | 2.7    | X    | 74.6                   | 81.9   | !    | 2.4             | 3.0    | √    | 3.3                  | 61          | 60       | X    |
| Wexford Gen       | √               | 3.6                    | 3.5    | !    | 86.8                   | 85.0   | √    | 3.1             | 3.0    | !    | 71.3                 | 209         | 60       | √    |

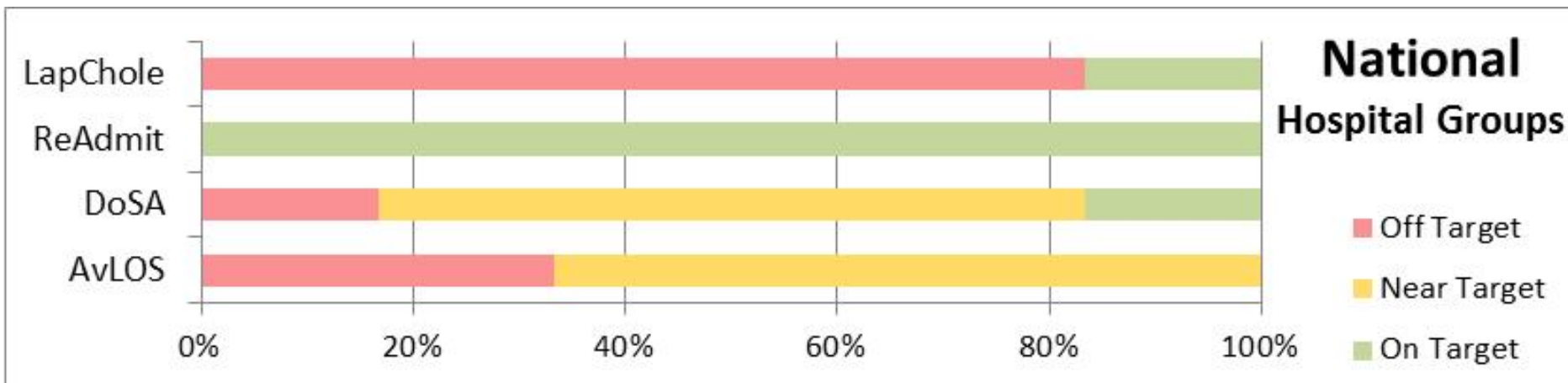
# Surgical CompStat

## KPIs summary by Hospital Group – December 2016

(note end of Feb report)

| Hospital Oct'16    | Over All status | Average Length of stay |            |          | % Day of Surgery Admit |             |          | % Acute ReAdmit |            |          | % Day Case Lap Chole |              |           |          |
|--------------------|-----------------|------------------------|------------|----------|------------------------|-------------|----------|-----------------|------------|----------|----------------------|--------------|-----------|----------|
|                    |                 | 12mth Avg              | Target     | Stat     | 12mth Avg              | Target      | Stat     | 12mth Avg       | Target     | Stat     | 12mth Avg %          | # LapChole   | Target %  | Stat     |
| Dub MidL HG        | X               | 6.8                    | 6.3        | !        | 62.8                   | 65.4        | !        | 2.8             | 3.0        | √        | 50.9                 | 588          | 60        | X        |
| St James           | X               | 10.4                   | 9.1        | X        | 26                     | 36.5        | X        | 3.2             | 3.0        | !        | 58.5                 | 65           | 60        | !        |
| AMNCH              | √               | 5.9                    | 5.6        | !        | 80.6                   | 78.5        | √        | 2.5             | 3.0        | √        | 62.2                 | 148          | 60        | √        |
| Tullamore          | X               | 4.5                    | 3.9        | X        | 91                     | 85.0        | √        | 3.2             | 3.0        | !        | 57.3                 | 124          | 60        | !        |
| Naas               | √               | 5.2                    | 4.9        | !        | 85.9                   | 85.0        | √        | 2.5             | 3.0        | √        | 56.5                 | 168          | 60        | !        |
| Portlaoise         | X               | 3.4                    | 3.1        | !        | 80.4                   | 85.0        | !        | 2.7             | 3.0        | √        | 3.6                  | 83           | 60        | X        |
| <b>RCSI HG</b>     | X               | <b>5.8</b>             | <b>5.5</b> | <b>!</b> | <b>61.6</b>            | <b>66.6</b> | <b>!</b> | <b>2.2</b>      | <b>3.0</b> | <b>√</b> | <b>49.8</b>          | <b>464</b>   | <b>60</b> | <b>X</b> |
| Beaumont           | X               | 6.7                    | 6.1        | !        | 58.1                   | 63.6        | !        | 2.2             | 3.0        | √        | 5.7                  | 35           | 60        | X        |
| Lourdes Drogh      | X               | 5                      | 5.4        | √        | 52.3                   | 59.2        | X        | 4.5             | 3.0        | X        | 0                    | 31           | 60        | X        |
| Connolly           | X               | 6.1                    | 5.0        | X        | 77.6                   | 81.4        | !        | 1.9             | 3.0        | √        | 56.3                 | 144          | 60        | !        |
| Cavan              | √               | 2.8                    | 2.9        | √        | 76.2                   | 79.8        | !        | 1.5             | 3.0        | √        | 67.6                 | 145          | 60        | √        |
| Louth Gen          | !               | 0                      | 0.0        |          | 100                    | 100.0       | √        | 0               | 3.0        | √        | 45.9                 | 109          | 60        | X        |
| <b>IEHG</b>        | √               | <b>5.9</b>             | <b>5.7</b> | <b>!</b> | <b>83.8</b>            | <b>85.4</b> | <b>!</b> | <b>1.9</b>      | <b>3.0</b> | <b>√</b> | <b>60.6</b>          | <b>925</b>   | <b>60</b> | <b>√</b> |
| Mater              | !               | 8.1                    | 8.2        | √        | 75.3                   | 82.0        | !        | 2.3             | 3.0        | √        | 28.6                 | 77           | 60        | X        |
| St Vincents        | !               | 8                      | 6.7        | X        | 80.6                   | 80.8        | !        | 2.1             | 3.0        | √        | 64.5                 | 76           | 60        | √        |
| Kilkenny           | !               | 4.2                    | 4.8        | √        | 83.3                   | 84.1        | !        | 3.5             | 3.0        | X        | 76.9                 | 121          | 60        | √        |
| Mullingar          | X               | 3.8                    | 3.4        | X        | 90.3                   | 85.0        | √        | 3.7             | 3.0        | X        | 67.5                 | 163          | 60        | √        |
| Wexford Gen        | √               | 3.6                    | 3.5        | !        | 86.8                   | 85.0        | √        | 3.1             | 3.0        | !        | 71.3                 | 209          | 60        | √        |
| Navan              | √               | 2.7                    | 2.7        | √        | 89                     | 85.0        | √        | 0.2             | 3.0        | √        | 88.3                 | 94           | 60        | √        |
| St Colmcilles      | !               | 0.8                    | 0.6        | X        | 0                      | 0.0         |          | 0               | 3.0        | √        | 93.8                 | 48           | 60        | √        |
| St Michaels        | !               | 2.9                    | 2.7        | !        | 90.8                   | 86.6        | √        | 0.6             | 3.0        | √        | 7.3                  | 137          | 60        | X        |
| <b>Mid West HG</b> | X               | <b>4.6</b>             | <b>4.1</b> | <b>X</b> | <b>87.3</b>            | <b>81.3</b> | <b>√</b> | <b>1.5</b>      | <b>3.0</b> | <b>√</b> | <b>7.1</b>           | <b>295</b>   | <b>60</b> | <b>X</b> |
| LimerickRegional   | X               | 5.1                    | 4.4        | X        | 80.4                   | 75.0        | √        | 2.7             | 3.0        | √        | 30                   | 40           | 60        | X        |
| St Johns           | !               | 1.6                    | 1.6        | !        | 96.7                   | 95.0        | √        | 0               | 3.0        | √        | 3.5                  | 255          | 60        | X        |
| Ennis              | X               | 0                      | 0.0        |          | 0                      | 0.0         |          | 0               | 3.0        | √        | 0                    | 0            | 60        | X        |
| Nenagh             | X               | 0                      | 0.0        |          | 0                      | 0.0         |          | 0               | 3.0        | √        | 0                    | 0            | 60        | X        |
| <b>Saolta HG</b>   | X               | <b>4.8</b>             | <b>4.4</b> | <b>X</b> | <b>62.4</b>            | <b>69.6</b> | <b>X</b> | <b>2</b>        | <b>3.0</b> | <b>√</b> | <b>19.6</b>          | <b>601</b>   | <b>60</b> | <b>X</b> |
| Galway University  | X               | 6.1                    | 5.1        | X        | 48.3                   | 58.7        | X        | 2               | 3.0        | √        | 35.9                 | 64           | 60        | X        |
| Letterkenny        | X               | 4                      | 3.6        | X        | 70.3                   | 74.0        | !        | 3.2             | 3.0        | !        | 27.8                 | 97           | 60        | X        |
| Mayo               | X               | 5.2                    | 4.6        | X        | 80.1                   | 82.7        | !        | 1.7             | 3.0        | √        | 0.5                  | 214          | 60        | X        |
| Sligo              | !               | 3.3                    | 3.3        | !        | 87.7                   | 85.0        | √        | 2               | 3.0        | √        | 21.2                 | 118          | 60        | X        |
| Portiuncula        | !               | 3.7                    | 3.8        | √        | 71.2                   | 74.6        | !        | 2.3             | 3.0        | √        | 37.1                 | 89           | 60        | X        |
| Roscommon          | X               | 0                      | 0.0        |          | 0                      | 0.0         |          | 0.1             | 3.0        | √        | 47.4                 | 19           | 60        | X        |
| <b>South SW HG</b> | X               | <b>4.9</b>             | <b>4.7</b> | <b>!</b> | <b>76.9</b>            | <b>78.2</b> | <b>!</b> | <b>1.9</b>      | <b>3.0</b> | <b>√</b> | <b>45.9</b>          | <b>701</b>   | <b>60</b> | <b>X</b> |
| CUH                | X               | 8.1                    | 6.2        | X        | 64.4                   | 71.3        | !        | 3.5             | 3.0        | X        | 32.3                 | 62           | 60        | X        |
| Waterford Reg      | !               | 5                      | 5.0        | !        | 84.8                   | 85.0        | !        | 2               | 3.0        | √        | 58.3                 | 72           | 60        | !        |
| Kerry              | !               | 4.2                    | 3.3        | X        | 63.6                   | 65.4        | !        | 1.7             | 3.0        | √        | 70.2                 | 124          | 60        | √        |
| Mercy              | !               | 5.5                    | 5.3        | !        | 88.5                   | 85.0        | √        | 2.2             | 3.0        | √        | 43                   | 207          | 60        | X        |
| South Tipperary    | X               | 3.4                    | 2.7        | X        | 74.6                   | 81.9        | !        | 2.4             | 3.0        | √        | 3.3                  | 61           | 60        | X        |
| South Infirmary    | !               | 3.1                    | 3.0        | !        | 80.9                   | 78.4        | √        | 0.8             | 3.0        | √        | 48.1                 | 81           | 60        | X        |
| Bantry             | X               | 0                      | 0.0        |          | 0                      | 0.0         |          | 0.1             | 3.0        | √        | 0                    | 21           | 60        | X        |
| Mallow             | √               | 0.8                    | 1.0        | √        | 97.6                   | 85.0        | √        | 0               | 3.0        | √        | 58.9                 | 73           | 60        | !        |
| <b>National</b>    | <b>X</b>        | <b>5.5</b>             | <b>5.2</b> | <b>!</b> | <b>72.9</b>            | <b>75.0</b> | <b>!</b> | <b>2.1</b>      | <b>3.0</b> | <b>√</b> | <b>43.4</b>          | <b>3,574</b> | <b>60</b> | <b>X</b> |

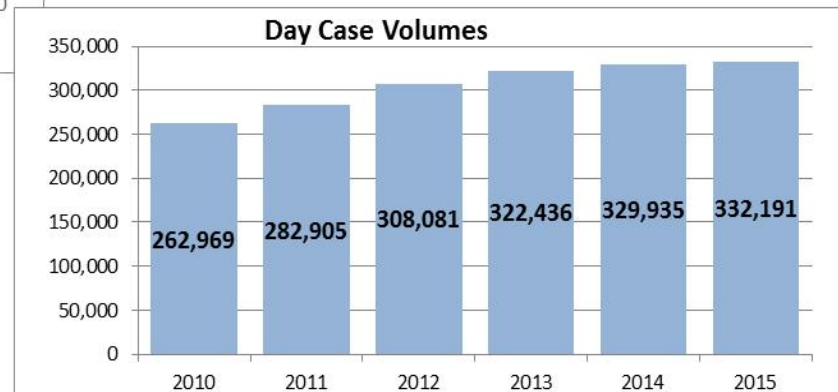
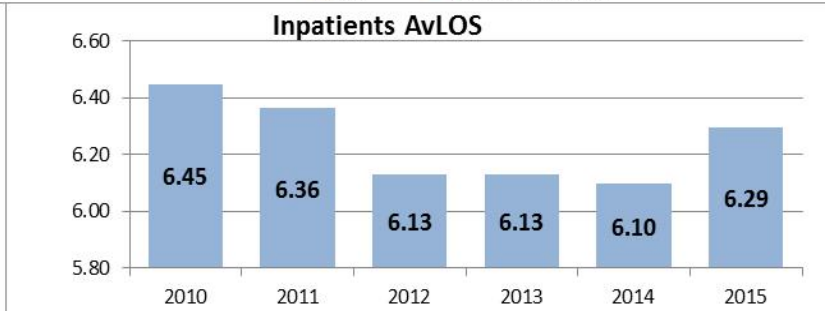
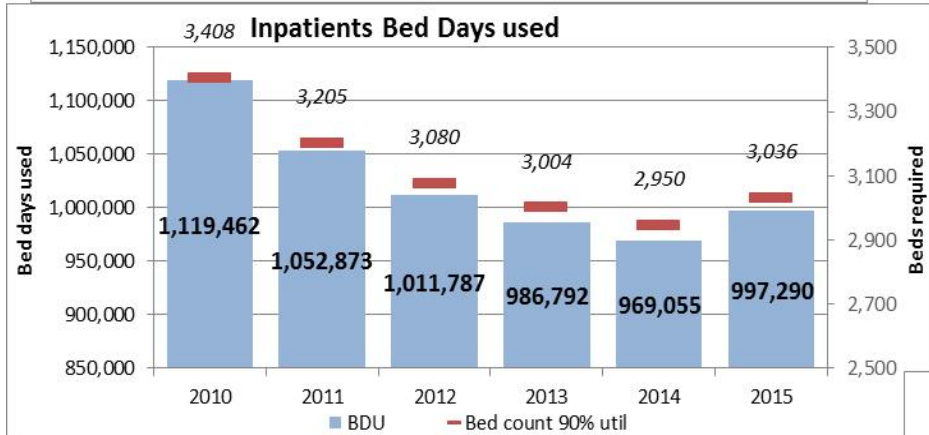
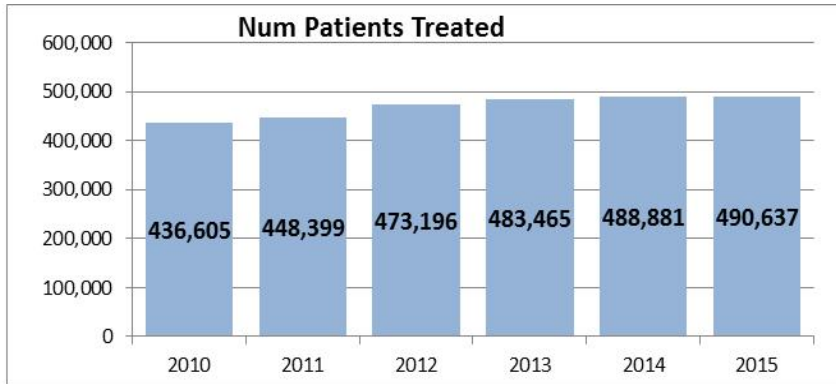
# Hospital Group Surgical CompStat KPI target attainment – December 2016 (note end of Feb report)



| Hospital Group<br>Mar'16 | Over All<br>status | Average Length of stay |            |          | % Day of Surgery Admit |             |          | % Acute ReAdmit |            |          | % Day Case Lap Chole |             |           |          |
|--------------------------|--------------------|------------------------|------------|----------|------------------------|-------------|----------|-----------------|------------|----------|----------------------|-------------|-----------|----------|
|                          |                    | 12mth Avg              | Target     | Stat     | 12mth Avg              | Target      | Stat     | 12mth Avg       | Target     | Stat     | 12mth Avg %          | # LapChole  | Target %  | Stat     |
| Dub MidL HG              | X                  | 6.8                    | 6.3        | !        | 62.8                   | 65.4        | !        | 2.8             | 3.0        | √        | 50.9                 | 588         | 60        | X        |
| RCSI HG                  | X                  | 5.8                    | 5.5        | !        | 61.6                   | 66.6        | !        | 2.2             | 3.0        | √        | 49.8                 | 464         | 60        | X        |
| IEHG                     | √                  | 5.9                    | 5.7        | !        | 83.8                   | 85.4        | !        | 1.9             | 3.0        | √        | 60.6                 | 925         | 60        | √        |
| Mid West HG              | X                  | 4.6                    | 4.1        | X        | 87.3                   | 81.3        | √        | 1.5             | 3.0        | √        | 7.1                  | 295         | 60        | X        |
| Saolta HG                | X                  | 4.8                    | 4.4        | X        | 62.4                   | 69.6        | X        | 2               | 3.0        | √        | 19.6                 | 601         | 60        | X        |
| South SW HG              | X                  | 4.9                    | 4.7        | !        | 76.9                   | 78.2        | !        | 1.9             | 3.0        | √        | 45.9                 | 701         | 60        | X        |
| <b>National</b>          | <b>X</b>           | <b>5.5</b>             | <b>5.2</b> | <b>!</b> | <b>72.9</b>            | <b>75.0</b> | <b>!</b> | <b>2.1</b>      | <b>3.0</b> | <b>√</b> | <b>43.4</b>          | <b>3574</b> | <b>60</b> | <b>X</b> |

\* IEHG sufficiently close to target score green although AvLOS and %DoSA were off target by under 5%

# Surgery Discharges between 2010 and 2015



|                   |        |
|-------------------|--------|
| Surgical Volume ↑ | 12%    |
| Bed day usage ↓   | 10.9%  |
| Bed day savings   | 87,561 |
| Day case rates ↑  | 12.4%  |

# Cumulative Extra Cost If No Performance Improvement in Surgery

